

How to install Eclipse for Capsis

A tutorial by Gauthier Ligot - 14.6.2022

to install Eclipse

to install the Subversive SVN plugin and its connectors

to get a local copy of Capsis on your machine from the Capsis SVN server



Eclipse IDE for Java Developers

[details](#)

The essential tools for any Java developer, including a Java IDE, a Git client, XML Editor, Maven and Gradle integration.

Java 11+ VM

s://download.eclipse.org/justj/jres/18/updates/release/18.0.1



Installation Folder

C:\Users\ligot.g\eclipse\java-2022-03



create start menu entry

create desktop shortcut

↓ INSTALL

← BACK

Eclipse Marketplace

Select solutions to install. Press Install Now to proceed with installation.
Press the "more info" link to learn more about a solution.



Search Recent Popular Favorites Installed Giving IoT an Edge

Find: svn

All Markets

All Categories

Go

Subversive - SVN Team Provider 4.0.5



The Subversive project is aimed to integrate the Subversion (SVN) version control system with the Eclipse platform. Using the Subversive plug-in, you can work... [more info](#)

by [Eclipse.org](#), EPL[svn](#) [subversion](#) [team provider scm](#) [Subversive](#)

1054



Installs: 2,75M (6 714 last month)

Install

ContextQuickie 0.15.0



An eclipse add-on which extends the context menu for accessing various windows tools like Beyond Compare, Tortoise SVN or Tortoise Git. [more info](#)

by [ContextQuickie](#), GPL[Context menu](#) [Tortoise SVN](#) [Tortoise Git](#) [Beyond Compare](#)

51



Installs: 35,0K (126 last month)

Install

Java Source Attacher 1.2.8.0



Open source libraries are very popular in Java world. Nowadays Java/J2EE/Android developers often work with Java-based projects which using a lot of open source... [more info](#)

by [Thai Ha](#), Apache 2.0[source code](#) [android](#) [debugging](#) [Java libraries](#) [Maven repository](#)

115



Installs: 34,4K (0 last month)

Install

Marketplaces



< Back

Install Now >

Finish

Cancel

Available Software

Check the items that you wish to install.



Work with: --All Available Sites--

Add...

Manage...

subversive

Select All

Deselect All

Name	Version
✓ <input type="checkbox"/> Subversive Integration Plug-in's	
<input type="checkbox"/> Subversive SVN Integration for the M2E Project (Optional)	4.0.0.I20160226-1700
<input type="checkbox"/> Subversive SVN Integration for the Mylyn Project (Optional)	4.0.0.I20160226-1700
✓ <input checked="" type="checkbox"/> Subversive Sources	
<input checked="" type="checkbox"/> Subversive SVN Team Provider Sources	4.0.5.I20170425-1700
✓ <input checked="" type="checkbox"/> Subversive SVN Team Provider Plugin	
<input checked="" type="checkbox"/> Subversive SVN Team Provider Localization (Optional)	4.0.0.I20160226-1700

2 items selected

Details

- ☒ Show only the latest versions of available software
- ☒ Group items by category
- ☐ Show only software applicable to target environment
- ☒ Contact all update sites during install to find required software

- ☒ Hide items that are already installed

What is [already installed](#)?

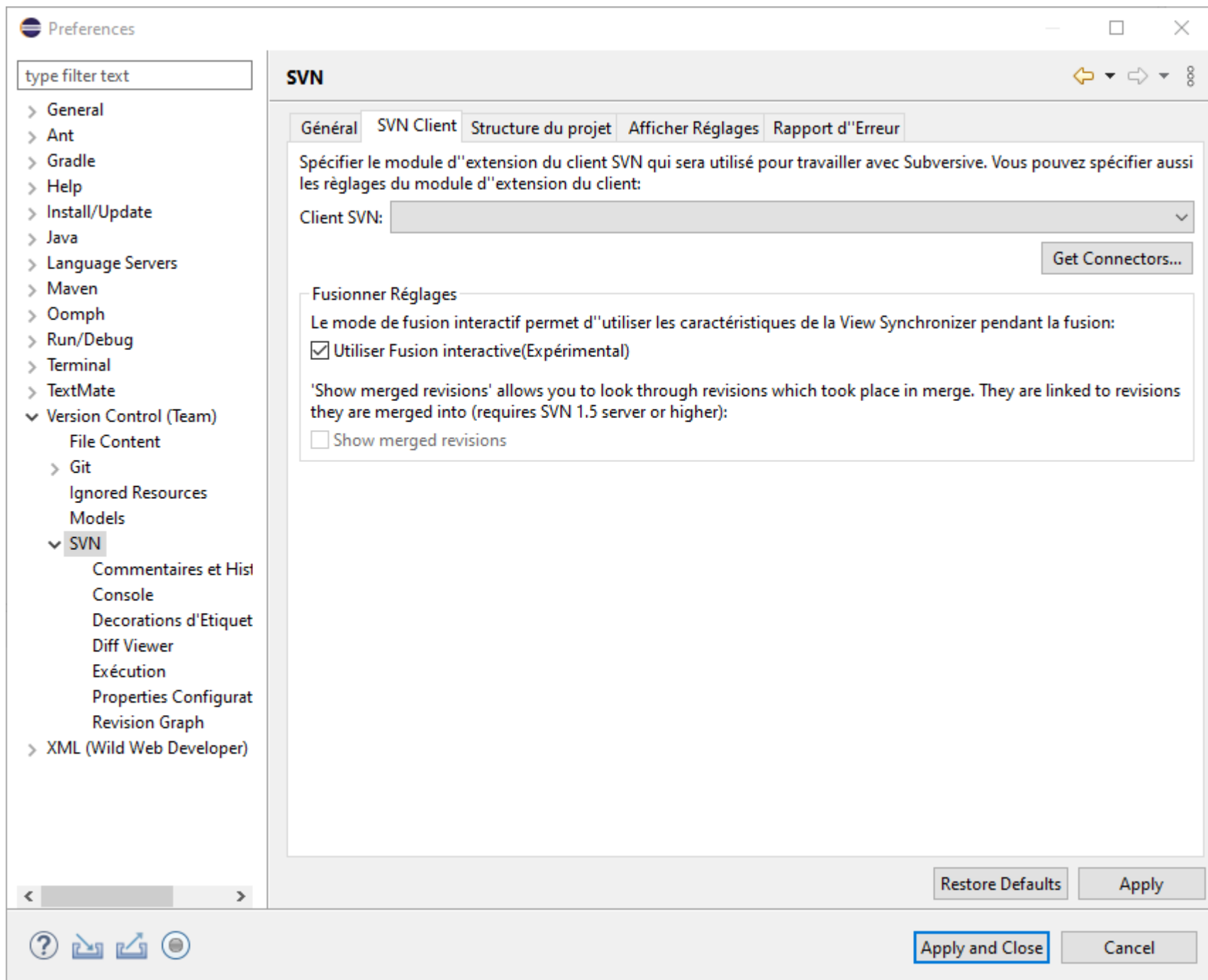


< Back

Next >

Finish

Cancel



Subversive Connector Discovery

Select connectors to install. Press Finish to proceed with installation.
Press the information button to see a detailed overview and a link to more information.



Find:



Subversive SVN Connectors

External SVN connectors for the Eclipse Subversive project. Installation one of the following connectors is required to operate with Subversive. Select connector depending on your SVN environment and operation system.



SVN Kit 1.8.14

by Polarion, TMaté Open Source License ⓘ

SVN connector based on SVN Kit library (SVN/1.9.0 SVNKit/1.8.14 (<http://svnkit.com/>) r10627). Compatible with SVN 1.8.x. Pure Java. Supported platforms: All.



Native JavaHL 1.8.15 (64-bit Eclipse for Windows)

by Polarion, Apache Software License 1.1 ⓘ

SVN connector based on Subversion binaries (Native JavaHL SVN/1.8.15 r1718365). Compatible with SVN 1.7.x-1.8.x. Included binaries: for Windows 64-bit platform on



Native JavaHL 1.9.3 (64-bit Eclipse for Windows)

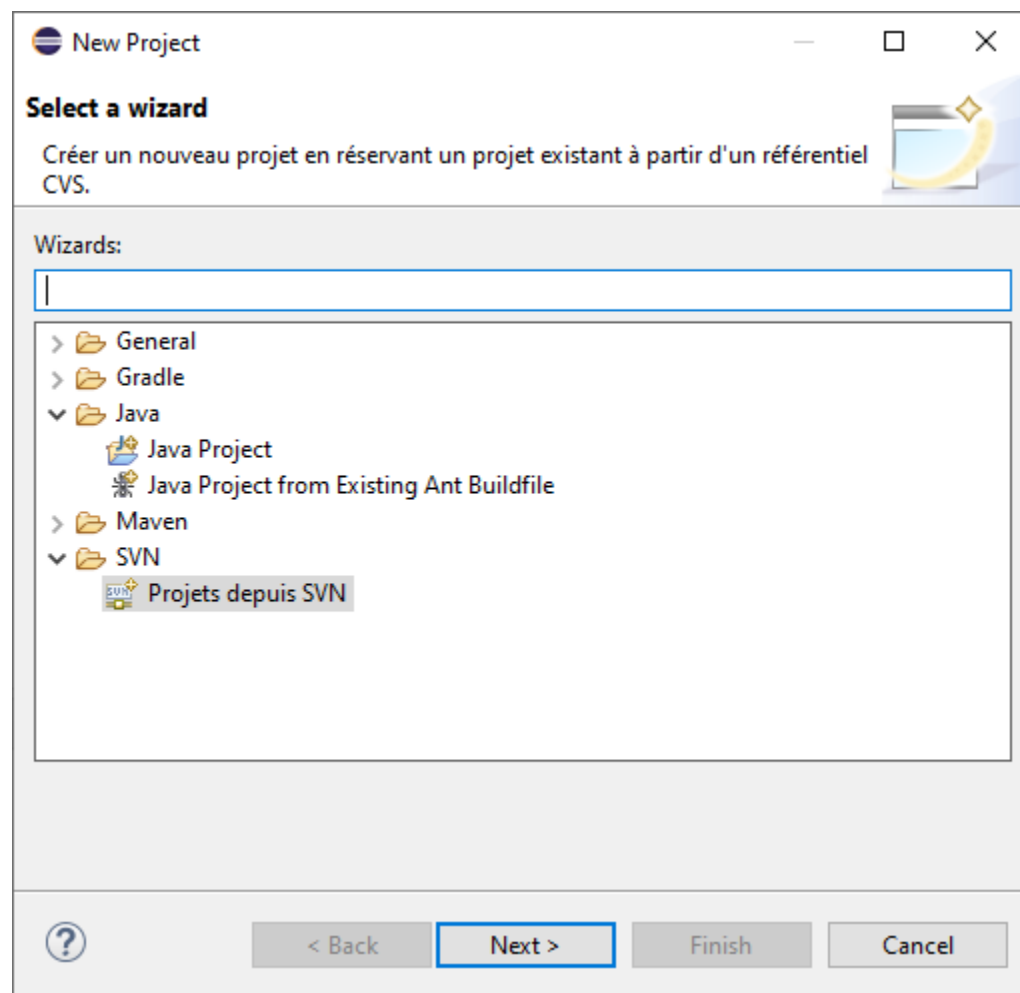
by Polarion, Apache Software License 1.1 ⓘ

SVN connector based on Subversion binaries (Native JavaHL SVN/1.9.3 r1718519). Compatible with SVN 1.8.x-1.9.x. Included binaries: for Windows 64-bit platform onl



Finish


Cancel



Réserver depuis SVN

Sélectionner Ressource

Sélectionner une ressource qui sera extraite come un projet.



URL:

Passer en revue...


Revision

☒ Head Revision

☐ Date:

☐ Revision:

Passer en revue...




< Back

Next >

Finish

Cancel

As Java project

 Réserver en tant que

Réserver en tant que

Vous pouvez réserver la ressource de référentiel choisie en utilisant différentes méthodes que vous voulez utiliser.

Choisir comment réserver le dossier 'capsis'

☒ Réserver en tant que projet configuré à l'aide de l'Assistant Nouvel Projet

☐ Rechercher des projets dans les sous-dossiers de la ressource choisie

☐ Réserver en tant que dossier dans un projet existant

☐ Réserver en tant que projet avec le nom spécifié:


Depth:


Revision

☒ Head Revision

☐ Date:

☐ Revision:



 New Java Project

Create a Java Project

Create a Java project in the workspace or in an external location.

Project name:

☒ Use default location

Location:

JRE

☒ Use an execution environment JRE:

☐ Use a project specific JRE:

☐ Use default JRE 'jre1.8.0_201' and workspace compiler preferences [Configure JREs...](#)

Project layout

☐ Use project folder as root for sources and class files

☒ Create separate folders for sources and class files [Configure default...](#)

Working sets

☐ Add project to working sets

Working sets:

Module

☐ Create module-info.java file

